

highTower™

Owner's Manual

a product by
B&D
INDEPENDENCE, INC.

Revolutionary

The world's
first vertical
docking
console



⚠ WARNING

Carefully read, understand and follow the instructions provided in this manual, and keep it in a safe place for future reference. If you have any doubt whatsoever regarding the use or maintenance of any B&D product, please contact B&D Independence, Inc. Failure to follow these warnings and instructions can result in product malfunction and loss of control of the vehicle, causing an accident, severe personal injury or death.

HighTowerDocking.com

Dear Purchaser,

Thank you for purchasing a B&D Independence, Inc. HighTower Docking Station. Your product has been designed to provide years of safe and dependable service, as long as it is used and maintained in accordance with the instructions provided in this manual.

All persons who will use and/or maintain this product must read, understand and follow all warnings and instructions provided in this manual. This Owner's Manual should be considered an integral part of your product and should remain with your product. However, nothing in this manual, and none of the safety devices installed on the product, can substitute for proper training, careful operation and common sense. Always be sure that your product is in optimum working order. If you suspect that anything is not working properly, or that a dangerous situation may exist, immediately contact your dealer before you proceed.

If you have any questions concerning the proper use or maintenance of your product, please call your authorized B&D Independence, Inc. Dealer.

Sincerely,

B&D Independence, Inc.

INTRODUCTION

PURPOSE OF THE MANUAL




The purpose of this manual is to provide the instructions necessary for optimum use and maintenance of the HighTower Docking Station.

Your HighTower Docking Station is to be installed and maintained only by a qualified and trained technician. Never attempt any repairs yourself.

NOTICE: Design details are subject to change. Some illustrations may vary slightly in appearance from the product you have.

LEGEND

To emphasize certain information and procedures regarding the operation and maintenance of the HighTower Docking Station, the following symbols may be used in the Manual:

 DANGER:	Indicates an imminently hazardous situation which, if not avoided, will result in death or serious injury.
 WARNING	Indicates a potentially hazardous situation which, if not avoided, could result in death or serious injury.
 CAUTION:	Indicates a potentially hazardous situation which, if not avoided, may result in minor or moderate injury.
NOTICE:	Indicates important information relevant to the Equipment, the operation, maintenance, or other use of the Equipment, or to sections of this Manual to which particular attention must be paid.

GENERAL WARNING AND INSTRUCTIONS

WARNING

Failure to follow all of the warnings and instructions in this manual could cause product malfunction, loss of control of the vehicle and an accident, resulting in severe personal injury or death to the vehicle occupants, other drivers or pedestrians.

1. Throughout this manual reference is made that “an accident” could occur. Any accident could cause severe personal injury or death, or result in property damage.
2. The HighTower Docking Station must be installed, maintained and repaired only by an authorized dealer.
3. Before driving your vehicle for the first time, know the location and function of all controls. Read the entire manual before using your HighTower Docking Station.
4. Never attempt any adjustment of the HighTower Docking Station while driving.
5. Only drive your vehicle with your power wheelchair docked completely in the HighTower Docking Station.
6. Keep all bystanders clear while operating the HighTower Docking Station.
7. If you experience any malfunction or erratic operation of the HighTower Docking Station, **DO NOT USE THE VEHICLE.** Contact an authorized dealer for inspection and repair.
8. Do not modify the HighTower Docking Station.

9. After one week, the vehicle must be returned to the authorized dealer that installed the HighTower Docking Station for a complete inspection.
10. Every six (6) months thereafter, the vehicle must be returned to an authorized dealer for a complete inspection of the HighTower Docking Station.
11. Crushing Hazard. Moving Parts Present. Contact with moving parts could result in an accident.
 - Keep hands, fingers and body parts away from moving parts.
 - Keep hands, fingers and body parts away from the receiver during docking procedures; this point could serve as a pinch point for anything caught between the receiver and the docking bracket.
12. The HighTower Docking Station can be vertically adjusted; this should only be done by the qualified technicians at your mobility store, as this adjustment can affect your ability to dock to the HighTower Docking Station.

Registration Information

Customer Name: _____

Address: _____

City: _____ State: _____ Zip: _____

Phone: _____

Email: _____

Serial Number: _____

Bracket Number: _____

Installation Date: _____

Vehicle Make/Model/Year: _____

Dealership: _____

Technician: _____

Address: _____

City: _____ State: _____ Zip: _____

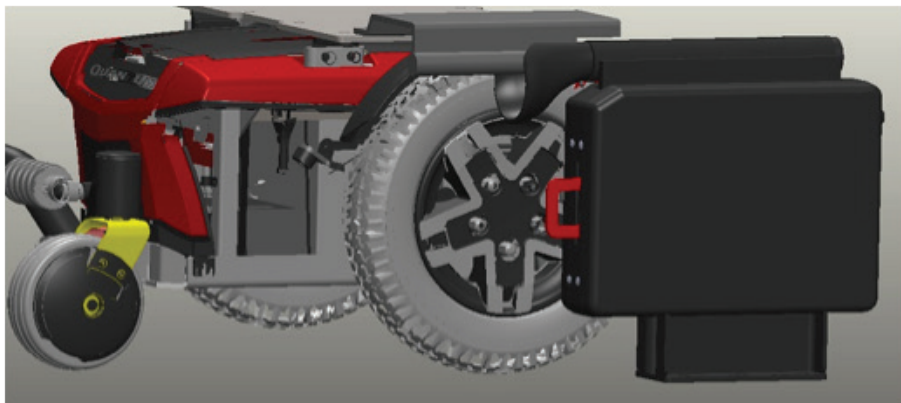
Phone: _____

Email: _____

Docking Station Operation

Docking

Docking your power wheelchair with the HighTower Docking Station is simple; approach the unit, lining up your wheelchair bracket with the receiver of the HighTower Docking Station. As you drive forward, the outer edges of the receiver will guide your wheelchair in place. Drive your wheelchair forward until you feel the HighTower Docking Station lock you in place.



Opposite the receiver, your front wheel should make contact with and fit comfortably within the chock.



If docking while the vehicle is on, the audible and visual alarm will shut off, signaling you are docked and ready for travel.

Undocking

When you are ready to undock from the HighTower Docking Station, press the release button on your HighTower Control Box; if your engine is still running, press the override button before pressing the release button.

Warning about releasing during vehicle movement.

The locking mechanism will release its hold on the wheelchair bracket long enough for you to drive your wheelchair out of the receiver. Apply slow, steady power in reverse until the wheelchair bracket clears the HighTower receiver.

Warning System

Your HighTower Docking Station is equipped with both an audible and visual alarm.

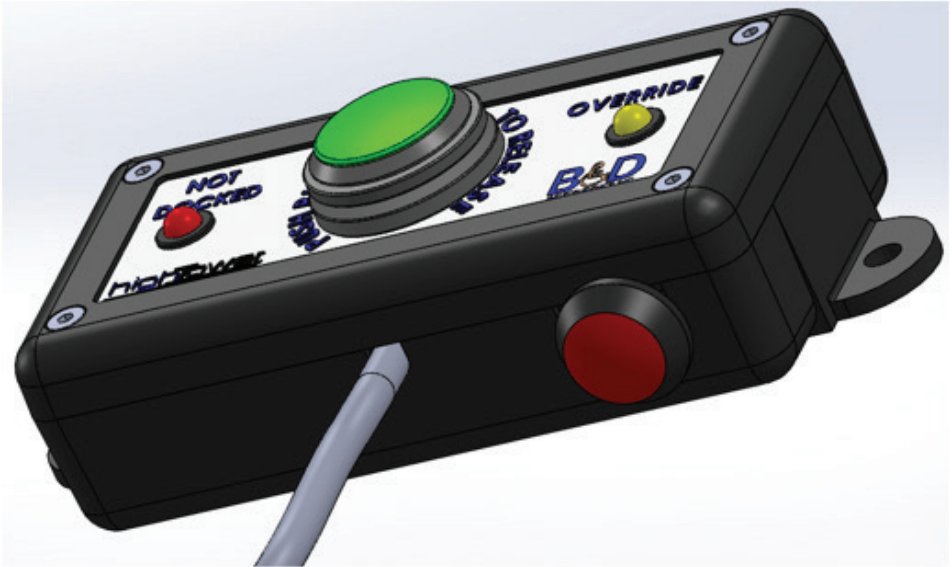


When the vehicle is started but the HighTower does not sense a docked power wheelchair, these alarms will sound until a power wheelchair is docked or the override system is engaged (Reference Page 8).

If you are docked with your HighTower, but these alarms continue, undock from the station and repeat the docking process. If the alarms still persist, there may be a problem with the HighTower Station. Contact your dealer immediately if this situation occurs.

HighTower Override

Every HighTower Docking Station includes a button operated Override feature that can be found on your control box.



When pressed, the override sends a signal to the HighTower Docking Station that cancels out both the audible and visual alarm that sound when the HighTower senses ignition but not a docked power wheelchair. This is especially useful when the vehicle will be operated but the HighTower Docking Station will not.

Only use the override function to undock if the vehicle is in park and the emergency brake is engaged. Do not use the override system to silence the alarms when a power wheelchair is docked in the HighTower; these alarms are an indicator that you may not be completely docked or that there could be a problem with the HighTower unit.

Safety Release Mechanism

In the event of a power outage, your HighTower Docking Station is equipped with a manual safety release.



To operate, pull up on the visible red handle while simultaneously backing out of the HighTower Docking Station.

You only need to hold the lever for a short period of time; once you begin to back out of the HighTower Docking Station, your wheelchair bracket will hold the locking mechanism open for the remainder of the way.



WARNING

Avoid loss of vehicle control and an accident. Never operate the Safety Release Mechanism while the vehicle is moving.

HighTower Maintenance

With proper maintenance, your HighTower Docking Station is designed to provide you with many years of safe, independent mobility. It is a complex piece of equipment and may only be serviced by a B&D Authorized Dealer.

B&D recommends that you visit your B&D Authorized Dealer every six (6) months for service.

Between service intervals, continuously check your docking station for:

- Smooth docking and undocking
- Responsive release and override buttons

If you note anything unusual, immediately contact your dealer for repairs.

Make no modifications to the HighTower Docking Station. Only quality B&D Independence parts should be used when making repairs to your HighTower Docking Station. Non-approved parts will void the warranty and may result in an accident.

B & D Independence Inc. Limited Warranty

LIMITED (24 month parts / 12 month labor) WARRANTY

COVERAGE. B&D INDEPENDENCE, INC. (hereinafter referred to as “B&D”) warrants that each B&D Product purchased from B&D directly and/or an authorized B&D dealer, when properly installed by a certified mobility dealer, used and maintained, will be free from defects in material and workmanship for a period of twenty four (24) months parts / twelve (12) months labor from the date of delivery to the first Purchaser (the "Owner"). The B&D twenty four (24) months parts / twelve (12) months labor warranty is referred to herein as “the limited warranty.” The Owner’s sole and exclusive remedy under this limited warranty for defects in a B&D Product shall be the repair or replacement, in B&D’s sole discretion, of the defective part or component. Labor charges for the repair and./or replacement of any components under this limited warranty will be reimbursed to the authorized B&D dealer as per the B&D Limited Labor Reimbursement Schedule.

NOT COVERED. This limited warranty does not apply to, and B&D shall have no liability or responsibility in respect of, damages or expenses relating to defects (1) caused by the failure to use, maintain or store the B&D Product as specified in the warranty, manuals or other literature supplied to the Owner, or (2) in components and parts furnished by third-party manufacturers and distributors which are covered by separate warranties directly from the manufacturers and distributors. B&D passes on, and hereby assigns, all warranties provided by such third-party component part manufacturers and distributors to the Owner.

This limited warranty also does not apply to, and B&D shall have no liability or responsibility in respect of, damages or expenses relating to:

- Improper installation, operation, use and/or maintenance of the B&D Product;
- a B&D Product purchased from any party other than from B&D directly or an authorized B&D dealer;
- a B&D Product, including components and systems, that has been altered, changed or modified from factory specifications;
- a Product placed in service more than six (6) months from the date of manufacture;
- equipment and accessories not installed by an authorized technician;

- the cost to remove, disassemble or reinstall components not installed by B&D that require removal to access parts covered by this limited warranty;
- transportation costs and expenses for taking the vehicle to and from the service center where the Warranty work will be performed.
- accidents, misuse, abuse, abnormal use, improper use, negligent use, willful misconduct, lack of reasonable or proper maintenance or storage, failure to protect the B&D Product from the elements, repairs improperly performed or replacement parts or accessories not conforming to B&D's specifications, use exceeding the recommended and permitted limits of the B&D Product, and/or normal wear or deterioration occasioned by the use of the B&D Product;
- any defect or non-conformity that has not been timely and promptly communicated in writing to B&D or to the authorized Dealer who sold the B&D Product, and in all cases, no more than thirty (30) days from the discovery thereof.
- damages caused by handling of the B&D Product during shipping of the same;
- mal-adjustment of the B&D Product or other acts, after shipment and/or after installation, which are beyond the reasonable control of B&D Product.
- any damage, cost or expense caused by Act of God; or
- loss of time, loss of use, inconvenience, travel expense, costs related to procuring any substitute Product, any incidental or consequential damages arising out of the non-use of the B&D Product, or compensation for inconvenience or loss of use while the B&D Product is being repaired or otherwise not available, or other matters not specifically covered hereunder.

PROCEDURE. In the event of a defect covered by this limited warranty, the Owner shall contact B&D or an authorized B&D dealer. The Product serial number, description of the problem and parts required must be disclosed. All warranty repairs, using genuine B&D parts, must be performed exclusively by B&D or at an authorized B&D Dealer's servicing location or at another servicing facility pre-approved in writing by B&D. To obtain warranty service for your B&D Product, including any allegedly defective part, your specific and detailed claim must be reported to and received by B&D or an authorized B&D dealer in accordance with the terms of this Limited Warranty and within the applicable warranty period. B&D must approve, in advance and in writing, all repairs covered under or performed pursuant to this limited warranty. All warranty claims must be accompanied by a Return Material Authorization (RMA) number provided by

B&D. B&D may require the replaced parts to be returned for credit. Contact B&D for additional details. If defective parts are not returned to B&D within sixty (60) days of the original invoice date, the warranty claim will be deemed abandoned and no credit will be issued. Returned warranty parts that are unused may be subject to a 20% restocking fee. The Owner is responsible for all expenses associated with transporting the B&D Product and/or defective part to and from the service location. Warranty replacement parts will be sent from B&D to the servicing dealer via FedEx Ground at no charge. If the servicing dealer or Owner requests an expedited shipping method, the servicing dealer and/or owner will be invoiced for the additional cost associated with the expedited method. Upon retrieving your B&D Product after warranty service, please confirm that all repairs have been completed to your satisfaction, and sign the warranty acceptance statement.

DAMAGES. Except as expressly provided by this Limited Warranty, **B&D SHALL NOT BE RESPONSIBLE FOR ANY INCIDENTAL OR CONSEQUENTIAL DAMAGES ASSOCIATED WITH THE USE OF THE B&D PRODUCT OR A CLAIM UNDER THIS AGREEMENT, WHETHER THE CLAIM IS BASED ON CONTRACT, TORT OR OTHERWISE.** The foregoing statements of warranty are exclusive and lieu of all other remedies. Some states do not allow the exclusion or limitation of incidental or consequential damages, so this limitation or exclusion may not apply to you.

DISCLAIMER. ANY IMPLIED WARRANTY OF MERCHANTABILITY OR FITNESS FOR A PARTICULAR PURPOSE AND ALL IMPLIED WARRANTIES ARISING FROM A COURSE OF DEALING, USAGE OF TRADE, BY STATUTE OR OTHERWISE, IS HEREBY STRICTLY LIMITED TO THE TERM OF THIS WRITTEN WARRANTY. This Agreement shall be the sole and exclusive remedy available to the Owner with respect to this B&D Product. In the event of any alleged breach of any warranty or any legal action brought by the purchaser based on alleged negligence or other tortious conduct by B&D, the Owner's sole and exclusive remedy will be repair or replacement of defective materials as stated above. No dealer and no other agent or employee of B&D is authorized to modify, extend or enlarge this warranty.

TRANSFER OF LIMITED WARRANTY. This warranty is made by B&D with only first Owner of the B&D Product and does not extend to any third parties. The unexpired portion of this limited warranty may not be transferred to subsequent owners.

APPLICABLE LAW. Any and all claims or disputes of whatever nature arising out of or otherwise relating to this warranty shall be governed by and construed in accordance with the laws of Illinois only, and the parties expressly acknowledge and irrevocably agree that the sole and exclusive venue for and jurisdiction over any such claim or dispute shall be the courts of Wabash County, Illinois to the exclusion of the jurisdiction of the courts of any other place.

This limited warranty expressly incorporates, supersedes and/or replaces all representations set forth by B&D with regard to the B&D Product, including but not limited to B&D's product literature, marketing materials, advertisements and technical specifications.

All terms of this limited warranty are contractual, and not mere recitals, and constitute material terms of this limited warranty.

OTHER RIGHTS. Your acceptance of delivery of the warranted B&D Product constitutes your acceptance of the terms of this limited warranty. This warranty gives you specific legal rights, and you may also have other rights which vary from state to state. Nothing herein shall limit or prevent a B&D Dealer from giving its own warranty, provided that any warranty of Dealer shall be separately and conspicuously identified as being that of Dealer and not a warranty of B&D. However, B&D assumes no responsibility, liability or obligation for any warranty issued by the Dealer or any other entity.

ENTIRE AGREEMENT. This document contains the entire warranty given by B&D in respect of your B&D Product and there are no terms, promises, conditions or warranties regarding your B&D Product other than those contained herein. B&D specifically does not authorize any person to extend the time or scope of this warranty or to create or assume for B&D any other obligation or liability with respect to B&D Product.

Contact Us

For further information about B&D Independence
or our products:

Write to:

B&D Independence, Inc.
1024 Empire Street
Mt. Carmel, IL 62863

Phone: (618) 262 – 7117

Fax: (618) 263 - 3904

Email: info@hightower.com

Visit our website at:

www.hightowerdocking.com



INDEPENDENCE, INC.

Safe Independent Mobility